



ISO IN FIGURES 2024

Members

- 172** national standards bodies, comprising
- 129** member bodies,
- 39** correspondent members,
- 4** subscriber members.

Technical committee structure

- 4110** technical bodies, comprising
- 270** technical committees,
- 509** subcommittees,
- 2 556** working groups (WG and JWG)
- 726** sub-groups and ad hoc study groups

In addition, **49** entities including policy development committees and external standards development organizations (i.e. CASCO, COPOLCO, ISO/TMBG, CIE, IULTCS, IIW) complete the technical committee structure.

Staff

Technical secretariats

37 member bodies provide the administrative and technical services for the secretariats of committees of the ISO technical programme.

Central Secretariat in Geneva

- 185** full-time staff from
- 31** countries coordinate the worldwide activities of ISO

Development of International Standards

Total as of end December 2024

25 703 International Standards and standards-type documents.
These standards represented a total output of **1 266 579** pages in English and French (*terminology is also often provided in other languages*).

In 2024

1 533 International Standards and standards-type documents published.
This output represented a total of **88 739** pages.

Work in progress

2022 new projects (work items) registered.

4 363 work items appeared on the programmes of work of the technical committees.

The breakdown was as follows:

1 461 work items at preparatory stage,

1 113 committee drafts,

1 789 Draft International Standards (DIS) and Final Draft International Standards (FDIS).

Meetings

43 technical meetings were in progress, on average, each working day of the year somewhere in the world.

7 857 technical meetings*, comprising

229 meetings of technical committees (*174 are virtual or hybrid meetings*),

462 meetings of subcommittees (*354 are virtual or hybrid meetings*),

7 166 meetings of working groups or ad hoc groups (*6 493 are virtual or hybrid meetings*).

[] 89% of meetings were held in virtual or hybrid mode.*

Liaisons

913 international organizations were in liaison with ISO technical committees and subcommittees. (*Liaisons Category A or B*)

Electronic access to technical information

Complete information on ISO's standardization activities is available from ISO Online, accessible on the Web at the following address: www.iso.org.

Portfolio of published ISO deliverables and work programme by technical sector at the end of 2024

Breakdown by technical sectors

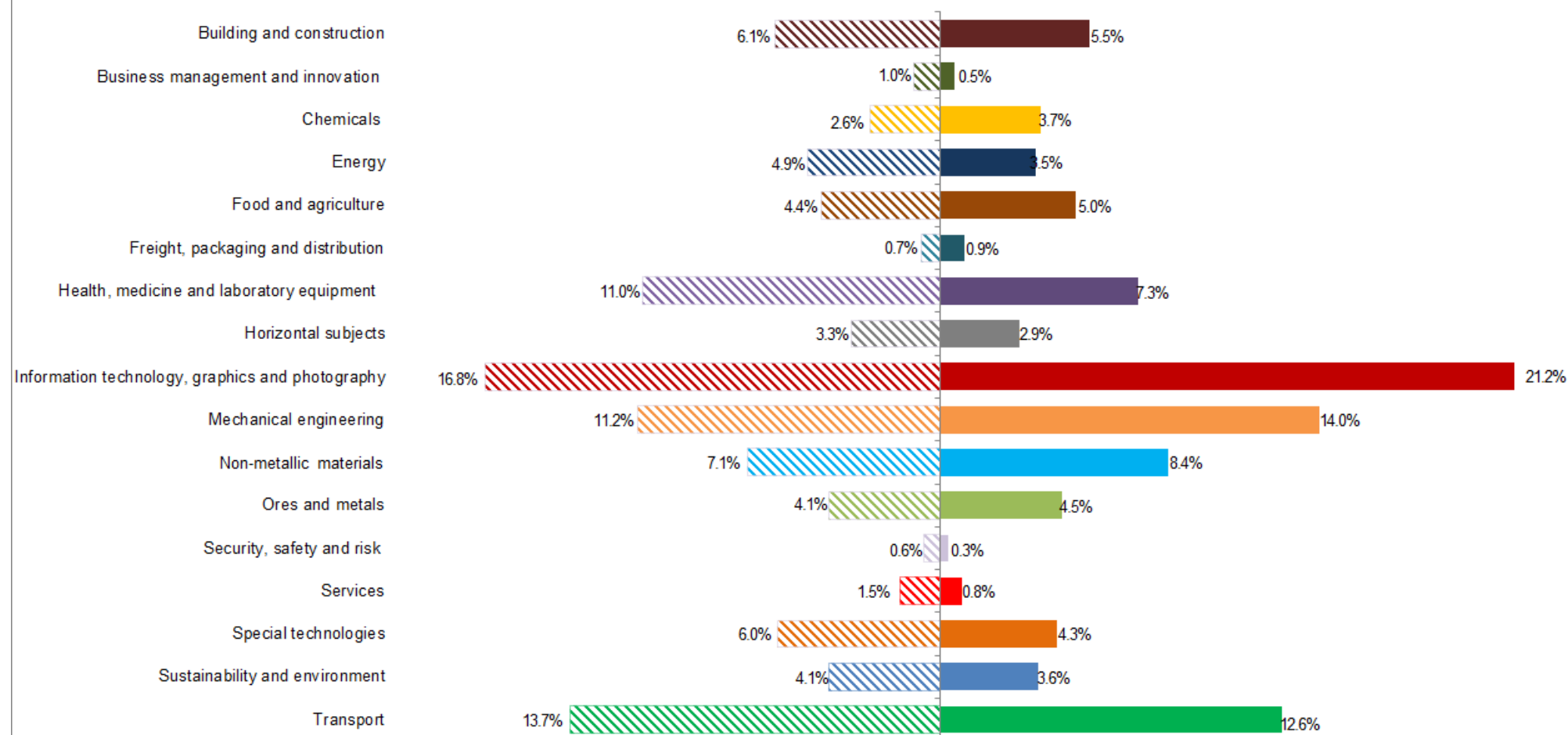
Technical Sectors ¹	New registered in 2024	%	Total active work items	%	New published ISO deliverables ²	%	Number of pages	Total published ISO deliverables	%	Total number of pages
Building and construction	114	5.6%	266	6.1%	76	5.0%	5138	1412	5.5%	64257
Business management and innovation	18	0.9%	44	1.0%	19	1.2%	1636	116	0.5%	7103
Chemicals	41	2.0%	112	2.6%	42	2.7%	1354	942	3.7%	23961
Energy	86	4.3%	214	4.9%	66	4.3%	2862	888	3.5%	39704
Food and agriculture	107	5.3%	191	4.4%	46	3.0%	1910	1296	5.0%	39007
Freight, packaging and distribution	14	0.7%	30	0.7%	10	0.7%	344	225	0.9%	6332
Health, medicine and laboratory equipment	215	10.6%	480	11.0%	165	10.8%	9536	1884	7.3%	109424
Horizontal subjects	52	2.6%	142	3.3%	50	3.3%	2689	746	2.9%	37777
Information technology, graphics and photography	437	21.6%	734	16.8%	342	22.3%	28880	5460	21.2%	416914
Mechanical engineering	202	10.0%	488	11.2%	158	10.3%	9297	3587	14.0%	171743
Non-metallic materials	176	8.7%	311	7.1%	107	7.0%	3440	2163	8.4%	59775
Ores and metals	74	3.7%	180	4.1%	53	3.5%	1643	1171	4.5%	34527
Security, safety and risk	17	0.8%	25	0.6%	14	0.9%	632	79	0.3%	4548
Services	21	1.0%	67	1.5%	31	2.0%	1322	199	0.8%	8756
Special technologies	99	4.9%	262	6.0%	106	6.9%	5210	1098	4.3%	47131
Sustainability and environment	64	3.2%	181	4.1%	63	4.1%	3326	939	3.6%	49718
Transport	255	12.6%	596	13.7%	169	11.0%	8780	3246	12.6%	134989
Unassigned sector ³	30	1.5%	40	0.9%	16	1.0%	740	252	1.0%	10913
Grand Total	2022		4 363		1533		88739	25 703		1 266 579

¹ Based on the technical sectors established by the TMB (17 sectors)

² International Standards and all others document-type (like Technical Report, Technical Specifications, Publicly Available Specification, etc.)

³ Projects under TMB Group , Policy Development Committees (CASCO, COPOLCO & DEVCO) and External Organizations

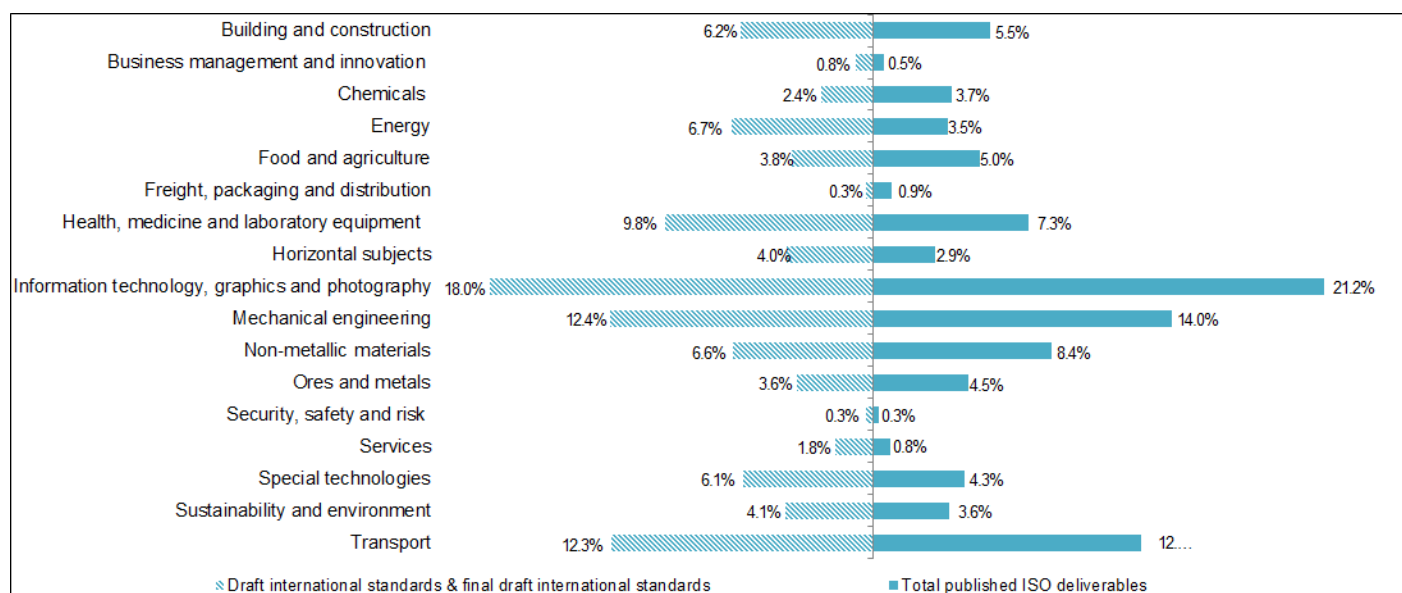
ISO Portfolio of work programme vs ISO publications by technical sectors



Portfolio of ISO standards and Draft International Standards by technical sector at the end of 2024

Breakdown by technical sectors

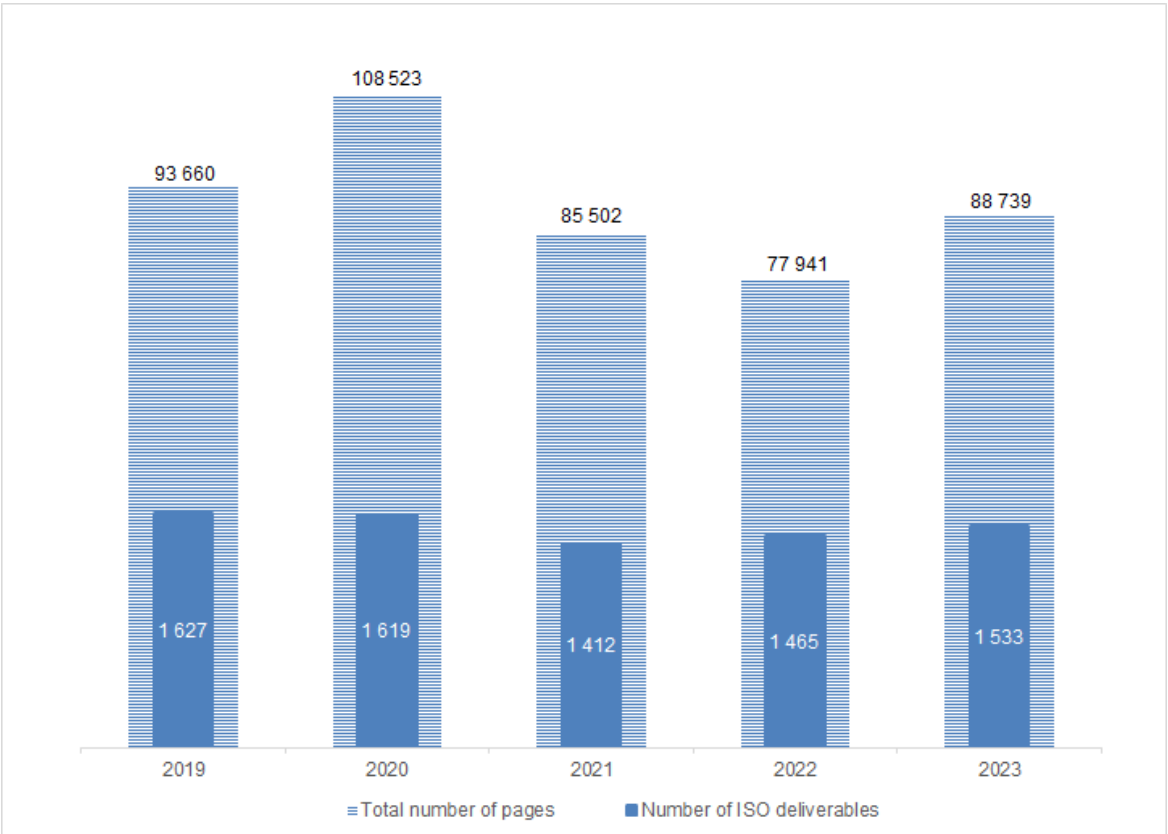
Technical sectors	Draft international standards & final draft international standards	%	Total published ISO deliverables	%
Building and construction	111	6.2%	1412	5.5%
Business management and innovation	14	0.8%	116	0.5%
Chemicals	43	2.4%	942	3.7%
Energy	119	6.7%	888	3.5%
Food and agriculture	68	3.8%	1296	5.0%
Freight, packaging and distribution	6	0.3%	225	0.9%
Health, medicine and laboratory equipment	175	9.8%	1884	7.3%
Horizontal subjects	72	4.0%	746	2.9%
Information technology, graphics and photography	322	18.0%	5460	21.2%
Mechanical engineering	221	12.4%	3587	14.0%
Non-metallic materials	118	6.6%	2163	8.4%
Ores and metals	64	3.6%	1171	4.5%
Security, safety and risk	6	0.3%	79	0.3%
Services	32	1.8%	199	0.8%
Special technologies	109	6.1%	1098	4.3%
Sustainability and environment	74	4.1%	939	3.6%
Transport	220	12.3%	3246	12.6%
<i>Unassigned sector</i>	15	0.8%	252	1.0%
Total	1 789		25 703	



ISO Data for Yearly production:

Number of ISO deliverables and total number of pages (2020-2024)

	Number of published ISO deliverables	Total number of pages
2020	1 627	93 660
2021	1 619	108 523
2022	1 412	85 502
2023	1 465	77 941
2024	1533	88 739



ISO member bodies' contribution to the standards process

ISO Member	Number of secretariats at TC and SC level	Number of convenorships at WG/JWG level	ISO Member	Number of secretariats at TC and SC level	Number of convenorships at WG/JWG level
Algeria [IANOR]	0	1	Korea, Republic of [KATS]	24	128
Argentina [IRAM]	1	5	Luxembourg [ILNAS]	0	5
Australia [SA]	22	55	Malaysia [DSM]	3	5
Austria [ASI]	3	19	Netherlands [NEN]	10	56
Belarus [BELST]	0	1	New Zealand [NZSO]	0	5
Belgium [NBN]	5	22	Nigeria [SON]	0	1
Brazil [ABNT]	3	12	Norway [SN]	8	33
Canada [SCC]	18	87	Philippines [BPS]	0	3
Chile [INN]	0	2	Poland [PKN]	2	1
China [SAC]	87	336	Portugal [IPQ]	2	6
Colombia [ICONTEC]	1	6	Qatar [QS]	0	1
Cyprus [CYS]	0	1	Russian Federation [GOST R]	7	4
Czech Republic [UNMZ]	0	4	Saudi Arabia [SASO]	1	3
Denmark [DS]	5	19	Singapore [SSC]	0	4
Egypt [EOS]	0	2	Slovenia [SIST]	0	1
Estonia [EVS]	0	1	South Africa [SABS]	11	7
Finland [SFS]	2	15	Spain [UNE]	6	18
France [AFNOR]	81	207	Sweden [SIS]	25	45
Germany [DIN]	135	368	Switzerland [SNV]	20	33
Iceland [IST]	0	2	Tanzania, United Republic of [TBS]	0	1
India [BIS]	11	24	Thailand [TISI]	0	4
Indonesia [BSN]	0	1	Trinidad and Tobago [TTBS]	0	1
Iran, Islamic Republic of [INSO]	5	17	Türkiye [TSE]	2	2
Ireland [NSAI]	0	5	Uganda [UNBS]	1	1
Israel [SII]	3	14	Ukraine [SE UkrNDNC]	1	1
Italy [UNI]	23	65	United Arab Emirates [MolAT-STR]	0	1
Japan [JISC]	84	224	United Kingdom [BSI]	76	219
Kenya [KEBS]	1	3	United States [ANSI]	92	431